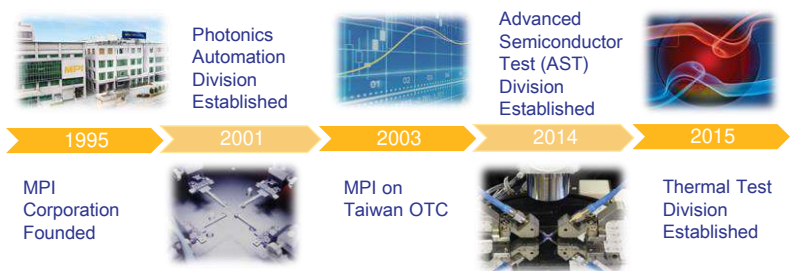


旺矽科技股份有限公司 6223.TT

Presentation Disclaimer

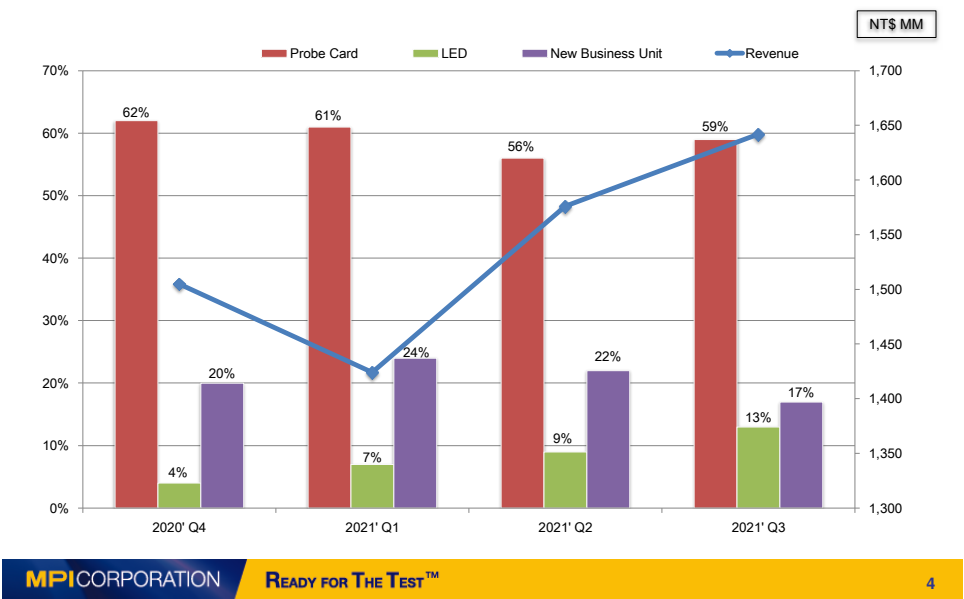
The information herein contains forward-looking statements. We have based these forward-looking statements on our current expectations and projections about future events. Although we believe that these expectations and projections are reasonable, such forward-looking statements are inherently subject to risks, uncertainties and assumptions about us, including, among other things: the intensely competitive Semi-conductor, and LED industries and markets; Cyclical nature of the semiconductor industry; Risks associated with global business activities; General economic and political conditions. All financial figures discussed herein are prepared pursuant to IFRS. All audited figures will be publicly announced upon the completion of our audited process.

公司簡介

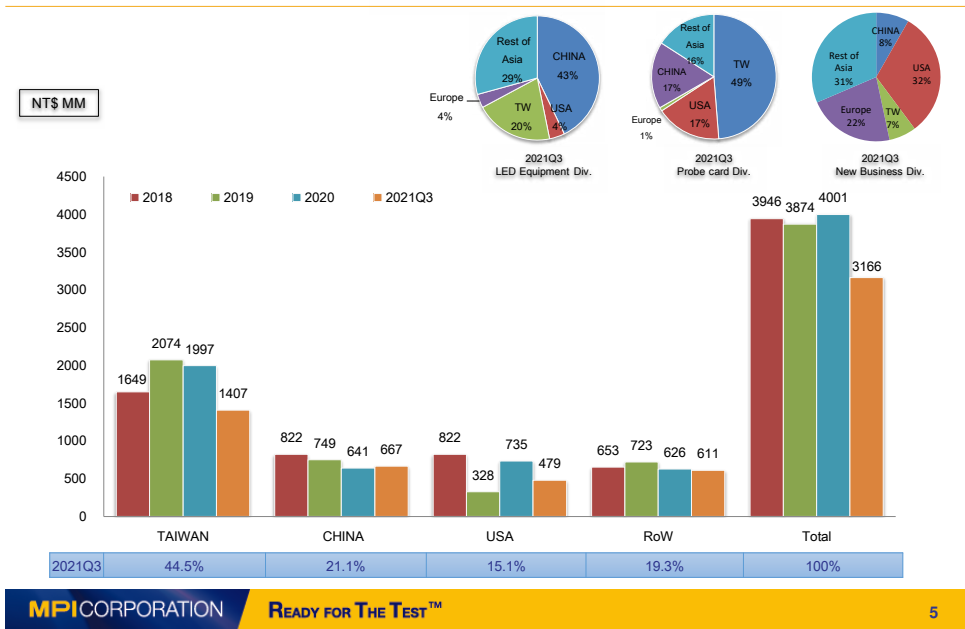


Founded	July, 25, 1995
Paid-in Capital	NTD\$ 941M (2022.2.28-the latest)
Employees	1,592 (2022.2.28)

營業內容



營收分布



議程

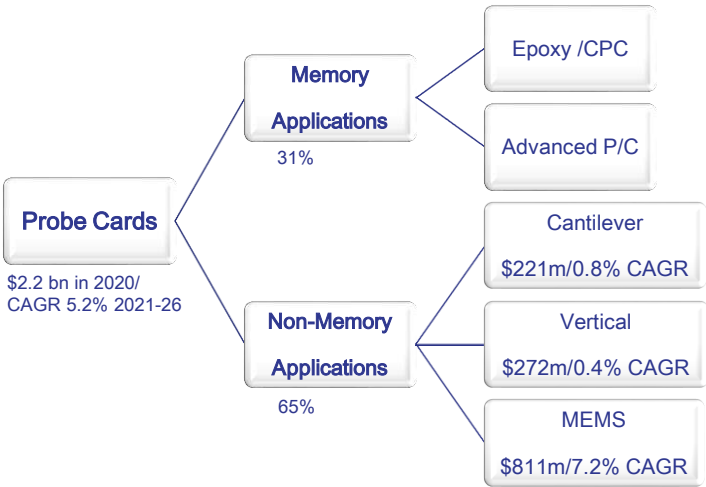
- Business Contents
 - Semi-conductor (Probe Card)
 - Photonics Automation (LED)
 - Thermal & AST

- Financial Statements

半導體事業部 (探針卡)

READY FOR THE TEST™


全球探針卡市場概況



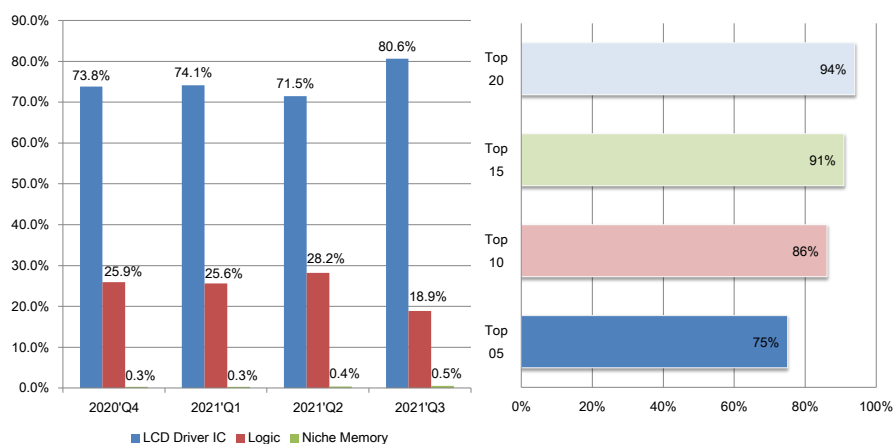
前十大探針卡供應商(2016-2021)

(Rank)		2016	2017	2018	2019	2020	2021
FormFactor, Inc.	USA	1	1	1	1	1	1
Micronics Japan Co., Ltd.	Japan	2	2	3	3	3	3
Technoprobe	Italy	3	3	2	2	2	2
Japan Electronic Materials	Japan	4	4	4	4	4	4
MPI Corporation	Taiwan	5	5	5	5	5	6
SV TCL	Singapore	6	6	6	6	7	10
Microfriend	Korea	7	7	10	10	10	8
Korea Instrument	Korea	8	8	7	8	6	5
Cascade Microtech	USA	9	-	-	-	-	-
FEINMETALL	Germany	10	11	12	11	14	13

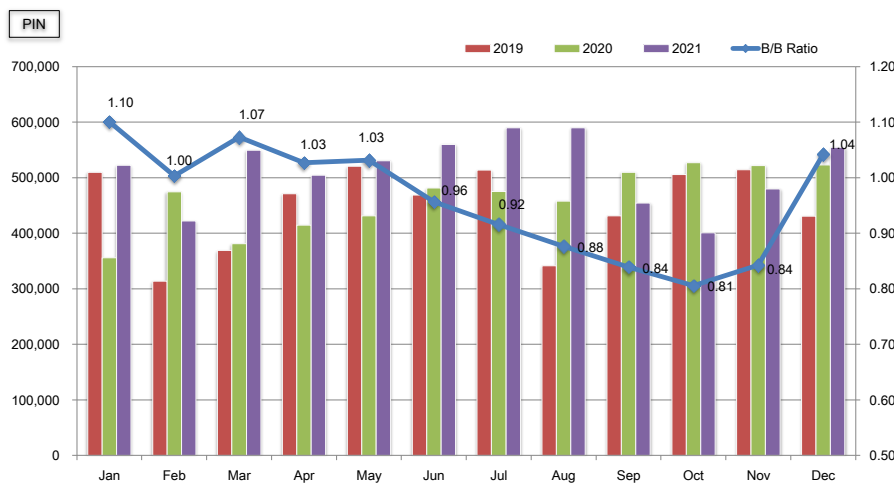
CPC & VPC



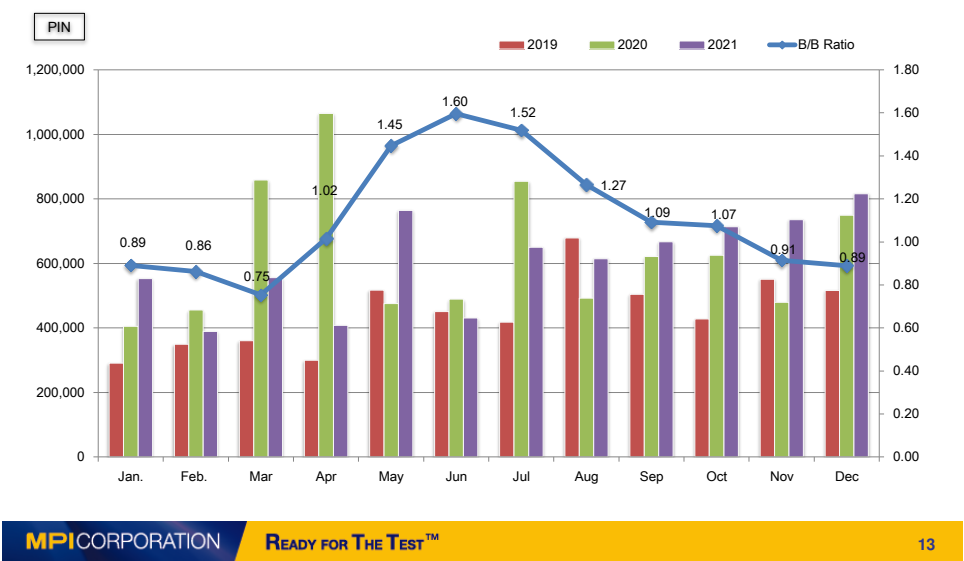
出貨產品結構及主要客戶



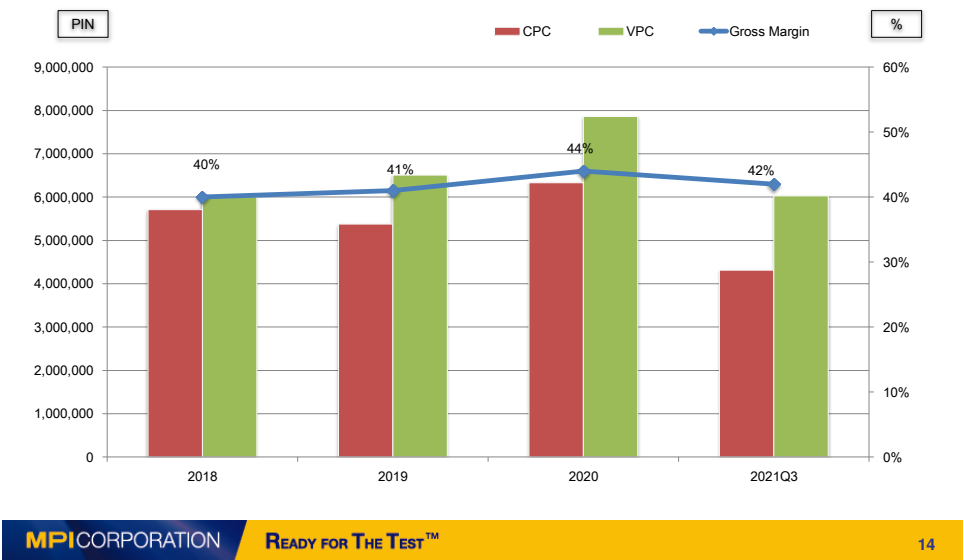
CPC月出貨針數及月接單出貨比



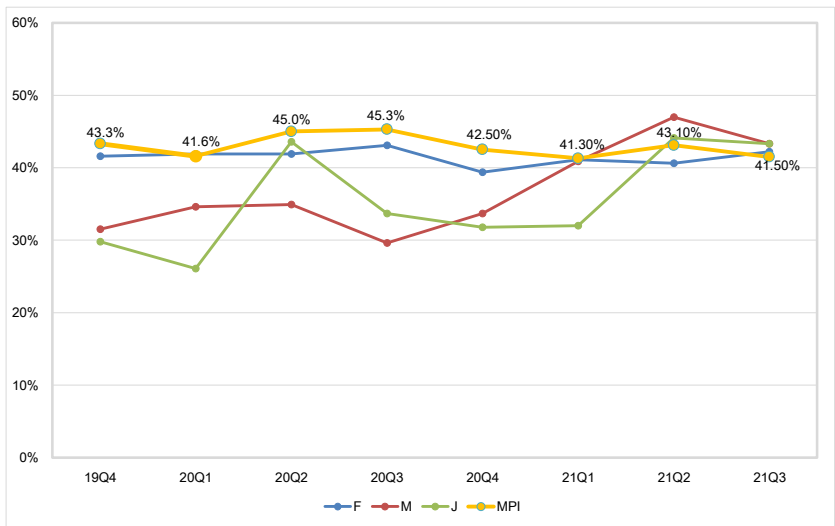
VPC月出貨針數及月接單出貨比



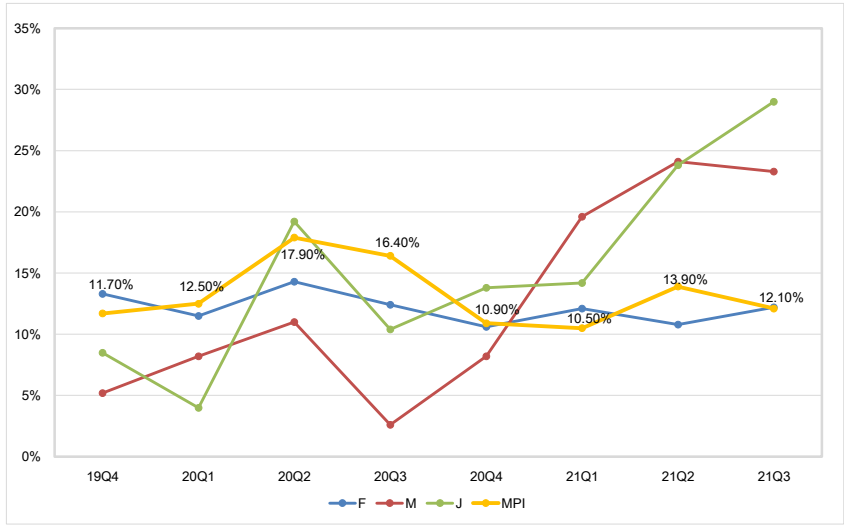
CPC及VPC成長趨勢



全球同業毛利率比較



全球同業營利率比較

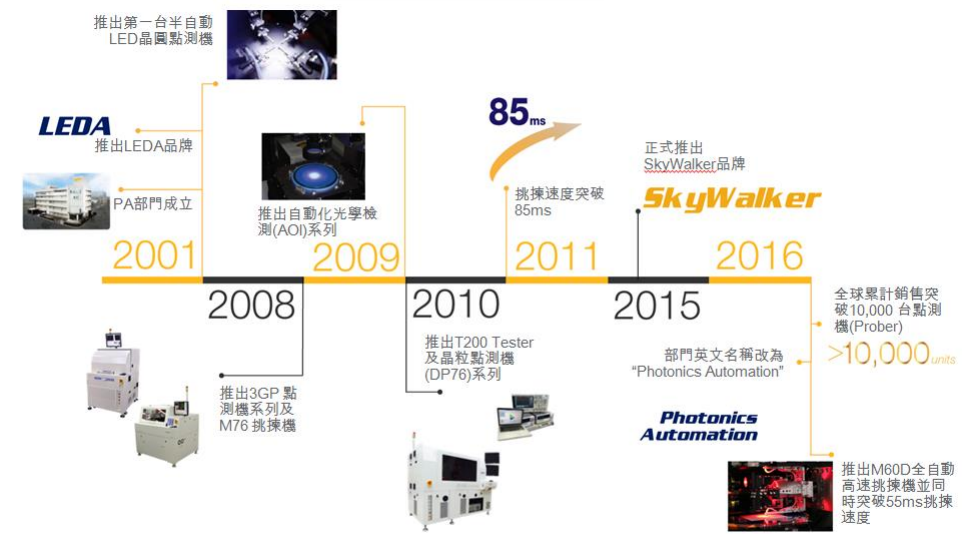


發光二極體事業部 (LED)











LED事業部概覽



部門里程碑



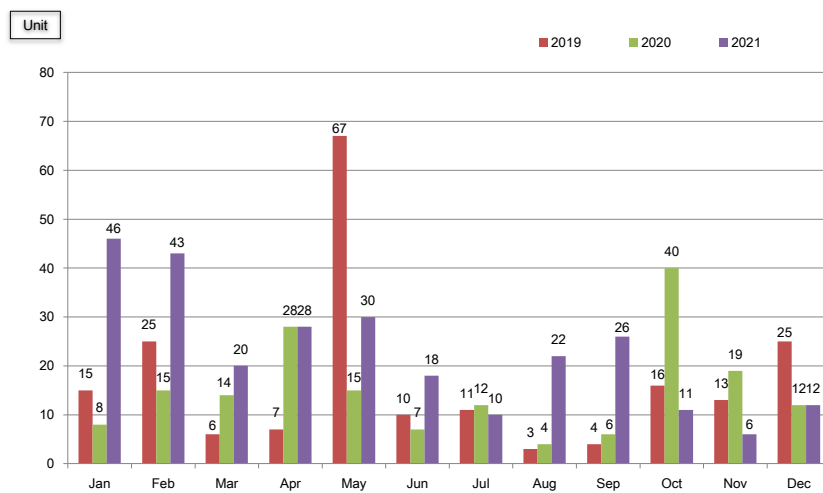
主要產品線

			
Probing System Wafer Flip chip Single die	Testing System Mass production software Integrated spectrum meter Integrated source meter	Chip Sorting Mapping sorter	Inspection System Chip after dicing Chip after sorting
Package Probing Panel Bottom probing Single package	Package Testing From low to high power	Package Level Chip Scale Package (CSP) Foil to Foil (FTF)	
			
Wafer	Tape	Die	Packaging Substrate
			
			Photodiode(PD)
			
			LED Package Probing

最大至8吋量測完整解決方案



2021年每月出貨數量



MPI CORPORATION

新產品事業部
(Thermal/AST)

READY FOR THE TEST™

MPI*Thermal*

Hot and Cold Air Flow Environmental Temperature Test

-100°C  +300°C

ThermalAir Series
Temperature Testing Systems



Applications & Industry Segments



Semiconductor



Automotive



Aerospace



Telecommunications



Fiber Optic



Electronics



Sensors



Advanced Technology

MPI Advanced Semiconductor Test

Engineering Probe Systems
and
RF Probe Products



Applications & Industry Segments



Device Characterization



High Power



RF & mmW




Design Validation



Failure Analysis



Wafer Level Reliability



Silicon Photonics



Laser Cutter

MPI CORPORATION

財務報表

READY FOR THE TEST™

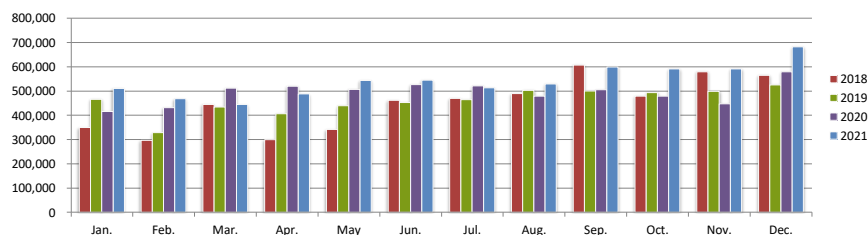
資產

	3Q 2021		3Q 2020	
Cash and Cash Equivalents	1,172	12%	1,114	13%
Fixed Assets	4,165	44%	3,465	42%
Total Assets	9,522	100%	8,326	100%
LT Debt	764		629	
Shareholders' Equity	5,828	61%	5,451	66%
EBITDA	568		690	
*EBITDA=operating income + depreciation & amortization expenses				

營收

NT\$1,000	Q3' 2021		Q3' 2020	
Net Sales	4,643,475	100%	4,419,890	100%
Cost of Goods Sold	2,694,490	58%	2,474,040	56%
Gross Profit	1,948,985	42%	1,945,850	44%
Operating Expense	1,380,247	30%	1,250,032	28%
Operating Income	568,738	12%	695,818	16%
Investment Income & Others	-400		-4,859	
Net Income (before tax)	473,997	10%	586,761	14%
EPS	5.08		7.09	

Net Sales NT\$ 1,000



MPICORPORATION



Thank You



<http://www.mpi-corporation.com>

READY FOR THE TEST™